



Hiawassee ES

Media Center Collection Development Plan
2023-24

Sharon Jenkins

Sharon Jenkins (Oct 13, 2023 14:28 EDT)

Sharon Jenkins
Principal

Eun Kyung Lee

Eun Kyung Lee (Oct 13, 2023 15:22 EDT)

Eun Kyung Lee
Certified Educational Media Specialist

Table of Contents

Table of Contents	2
Executive Summary	3
District Strategic Plan 2025	3
School Collection Development Plan	3
School Assessment Analysis	4
Collection Analysis	5
Collection Analysis by Category	6
Notes	6
Representation Analysis	7
Results	7
Strategic Focus	8
Budget and Purchasing Plan	9
Annual Budget 2023-2024	9
Purchasing Plan 2023-2024	9
Year-to-Year Collection Change	10

Executive Summary

District Strategic Plan 2025

Orange County Public Schools is the eighth-largest school district in the United States and the fourth largest in Florida. The district serves more than 206,000 students at 202 schools and is one of the largest employers in Central Florida with more than 25,000 team members.

Vision: To ensure every student has a promising and successful future.

Mission: With the support of families and the community, we create enriching and diverse pathways to lead our students to success.

School Collection Development Plan

Hiawassee ES serves 610 students enrolled in grades Kindergarten through fifth. The student population's ethnicity is made of 11% Hispanic and 89% Non-Hispanic students. Additionally, we serve a diverse population made up of 10% White, 87% Black, 0% Native, 1% Asian, 0% Pacific, and 2% Multicultural students.

The administration includes Principal Sharon Jenkins and Assistant Principal Forrester Watts. Hiawassee ES is proud to offer the many special programs which provide students with opportunities. These include Accelerated Reader Point Club, News Crew, Safety patrols, Sunshine State Young Readers Award, PreK and after school tutoring to provide students opportunities to practice their skills.

A thorough analysis of the current media center collection at Hiawassee ES indicates that the average age of the collection is 2011 and the number of books per student is 11.7. The [American Association for School Libraries](#) has established a criteria for highly effective media centers that includes a ratio of 15-20 books available per student in the collection.

At this time, Hiawassee ES does not meet the recommended standards for the number of books per student.

The analysis of the collection also revealed the following areas of strengths and concerns:

- Students in this school's fourth and fifth grade reading proficiencies decreased; however, third grade reading proficiency increased.
- Our third and fifth grade students' math scores also increased; however, fourth grade math scores decreased.
- Based on the reading scores, more books should be purchased on lower level/high interest books.
- The Nonfiction collection's average age is 2010-older than recommended.
- Items per student is 11.7-lower than recommended.

- We have a need to increase the percentage of books with characters reflecting our large population of African American students.
- In addition to the physical media center collection, the district provides almost 5,000 eBooks, audiobooks and digital magazines.
- Weeding will continue to focus on aged/worn titles in nonfiction, the OCPS Catalog Project, uncirculated titles and the overall appearance of the library. When weeding is completed, the average age of the collection will build on the gains made the previous year.
- The balance of fiction and nonfiction favors fiction. Additional nonfiction titles are needed.

School Assessment Analysis

The school analysis provides an overview of the school's assessment data for the previous two school years.

Proficiency Data							
Assessment	2021-22	Assessment	2022-23	Assessment	2021-22	Assessment	2022-23
		Star Early Literacy Proficiency	38%				
		Star Reading Proficiency	42%			Star Math Proficiency	41%
FSA ELA Grade 3	33%	FAST ELA Proficiency Grade 3	39%	FSA Math Grade 3	33%	FAST Math Proficiency Grade 3	43%
FSA ELA Grade 4	42%	FAST ELA Proficiency Grade 4	38%	FSA Math Grade 4	49%	FAST Math Proficiency Grade 4	34%
FSA ELA Grade 5	35%	FAST ELA Proficiency Grade 5	33%	FSA Math Grade 5	33%	FAST Math Proficiency Grade 5	44%
NGSSS Sci 5 EOC	31%	NGSSS Sci 5 EOC	41%				

Comparison between 2021-22 and 2022-23 Testing Data

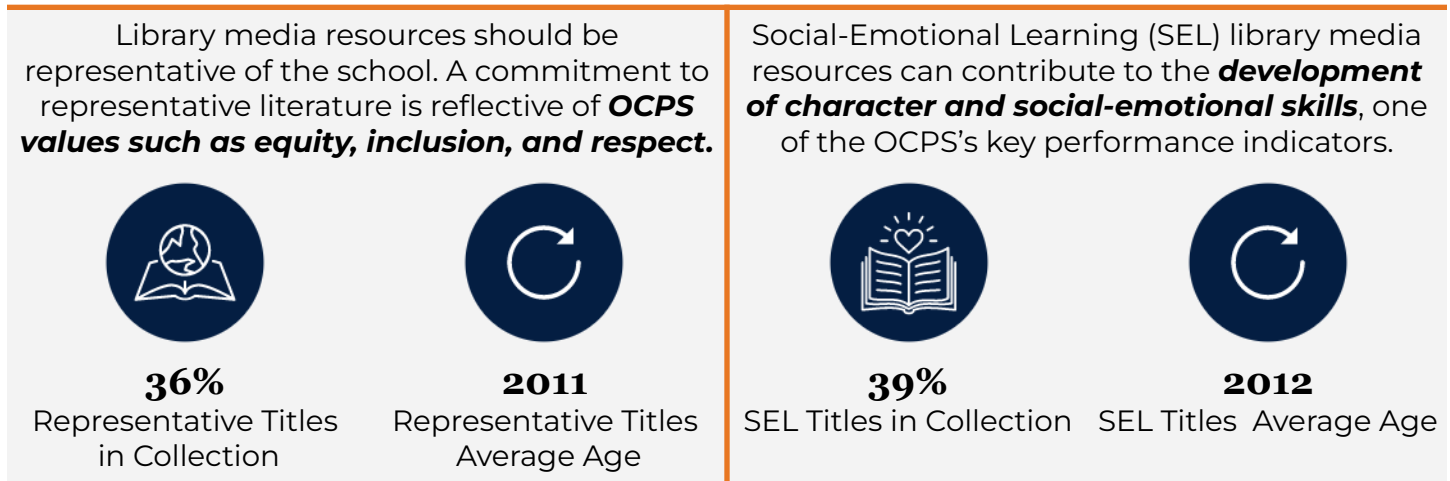
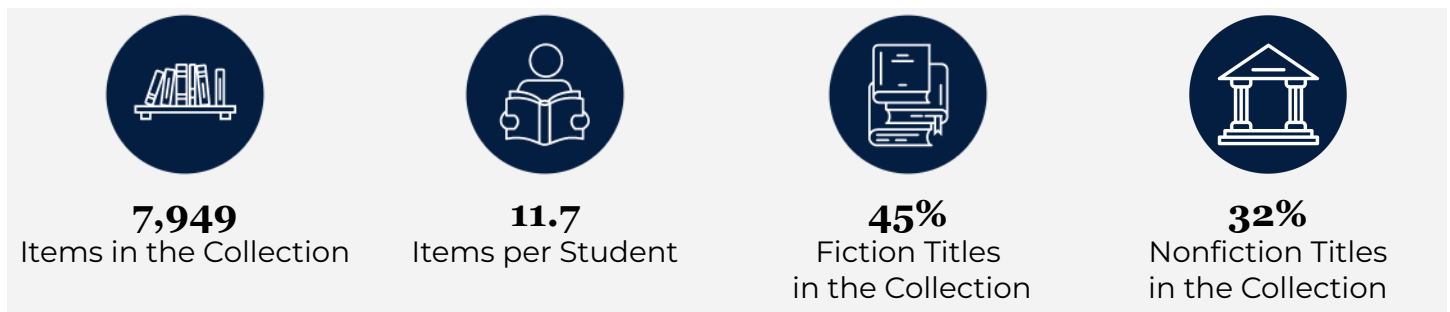
(adapted from <https://www.fldoe.org/accountability/assessments/k-12-student-assessment/results/2023.stml>)

In 2023, the state transitioned from Florida Standards Assessments (FSA) to Florida Assessment of Student Thinking (FAST) for English Language Arts (ELA) and Mathematics. The 2022-23 for FAST and Benchmarks for Excellent Student Thinking (B.E.S.T.) End-of-Course (EOC) assessments are based on **provisional** achievement level cuts that are linked to each assessment's respective 2021-22 reporting scale. Comparisons should not be made between the 2023 data and previous years' data. The implementation of FAST K-2 in the 2022-23 school year was the first administration of statewide

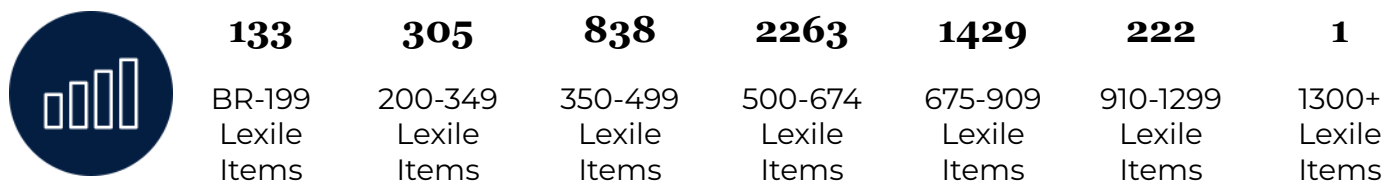
assessments for students in grades K-2. These assessments include Star Early Literacy Proficiency, Star Reading Proficiency, and Star Math Proficiency.

Collection Analysis

The collection is developed for and influenced by students, their interests, academic needs and alignment to the curriculum. The data below is a snapshot of the collection based on a Titlewise Analysis from July 2023. Purchasing or weeding after that time is not reflected in this data.



Library media resources are distributed across the **Lexile reading level ranges** noted below.



Collection Analysis by Category

The information collected in this section provides a detailed look at the current library collection by classification and genre. The information was gathered from Follett Destiny, the library management system, and Titlewave, the vendor's ordering and analysis tool.

Section	# of Titles	Average Age
Computer Science, Information & General Works	33	2014
Philosophy & Psychology	24	2016
Religion	17	2009
Social Sciences	389	2007
Language	64	2006
Science	498	2012
Technology	226	2013
Arts & Recreation	250	2011
Literature	114	2003
History & Geography	293	2010
Biography	368	2013
Easy	1,666	2009
General Fiction	1,884	2012
Graphic Novels	419	2016

Notes

- The average age of the science section is 2012 which should increase with the purchase of updated titles.
- Given the testing score, the Language and Easy collection may need to be updated to better support learners.

Representation Analysis

Enrollment & Demographic Data					
610 2023-24 Student Enrollment as of September 7, 2023	Subgroups		Federal Ethnicity		
	31% ELL	10% ESE	11% Hispanic	89% Non-Hispanic	
Federal Race Category					
10% White	87% Black	0% Native	1% Asian	0% Pacific	2% Multicultural

To deepen focus on strategic collection development, specific sections of the collection were analyzed in detail to determine whether the media center collection reflects and represents various points of view and experiences. The goal is to provide a balanced collection that can be both a mirror, to reflect a reader's experience, and a window, so readers can experience different viewpoints.

Results

Based on the available school data of Hiawassee ES in comparison to Collection Analysis results, it was found that:

Student Representation	% of Students	Total # of Titles	Total % of Titles	Avg. Age of Titles
Hispanic	11%	282	4%	2016
Black	87%	739	9%	2014
Native	0%	65	1%	2007
Asian	1%	125	2%	2015
Pacific	0%	21	0.2%	2016

- 2014 is the average age of titles representing African Americans in the collection; updated titles should be added to the Biography, Nonfiction, and Fiction sections.
- This media center needs more books featuring Latin characters and nonfiction/biographies/fiction with Hispanic role models.

- The average publication date for the Hispanic books is 2016 which is above what is expected.

Strategic Focus

This page lists the priorities for selection and weeding for each school year and includes the action, updates, and outcomes. This is subject to change due to funding and time constraints.

School Year	Strategic Focus
2023-2024	Selection Priorities <ul style="list-style-type: none"> • Priority 1: SSYRA titles for 2024-2025 • Priority 2: Lower-level fiction and nonfiction • Priority 3: Biographies and fiction based on school's Hispanic/African American/Asian/Multicultural population
	Weeding Priorities <ul style="list-style-type: none"> • Priority 1: Aged Easy/Fiction titles • Priority 2: Aged Non-Fiction titles • Priority 3: Professional library titles
2024-2025	Selection Priorities <ul style="list-style-type: none"> • Priority 1: SSYRA titles for 2025-2026 • Priority 2: Lower-level/High interest Fiction and Non-Fiction titles • Priority 3: Diverse culture and SEL titles • Priority 4: Award winners
	Weeding Priorities <ul style="list-style-type: none"> • Priority 1: OCPS recommendations for monthly weeding • Priority 2: Computer science • Priority 3: Old and damaged dictionaries

Budget and Purchasing Plan

This page outlines the current budget available and specifically lists the priorities for this school year (2023-2024).

Annual Budget 2023-2024

State Funds	
<i>Source</i>	<i>Amount</i>
State (1001111000)	\$2,467.00
Internal Accounts	
<i>Source</i>	<i>Amount</i>
Book Fair Profits (Internal)	1,319.38
Library Fines	1,055.86
Grants or Donations	0.00
TOTAL	4,842.24

Purchasing Plan 2023-2024

Approximate Purchasing Plan	
<i>Purpose</i>	<i>Amount</i>
SSYRA titles for 24-25	1,200
Lower level/High-interest Fiction/Non-Fiction books	1,500
Biographies and fiction based on school's Hispanic/African American/Asian/Multicultural population	500
Newer non-fiction titles	700
Complete series	500
replace lost/damaged titles	400
TOTAL	4,800

Year-to-Year Collection Change

The information below represents the year-to-year change within the library media center collection from the 2022-23 to 2023-24 school year. The 2022-23 data is based on a collection analysis from June 2022, while the 2023-24 is based on a collection analysis from July 2023.

Data Reflection

- A focus will be on increasing the number of items per student this year.
- Weeding and purchasing have improved the age of the collection, but a focus will be on continuing to improve the average age.





2022-23 Purchased and Weeded Materials

Materials
Added to the
Collection

450

Materials
Weeded from
the Collection

170

Category	2022-23	2023-24
 Items in the Collection	7603	7,949
 Items per Student	13.4	11.7
 Average Age of Collection	2010	2011
 Representative Titles in the Collection	36%	36%









OCPS Hiawassee ES Collection Development Plan 2023-2024

Final Audit Report

2023-10-13

Created:	2023-10-13
By:	Eun Kyung Lee (EunKyung.Lee@ocps.net)
Status:	Signed
Transaction ID:	CBJCHBCAABAAqhXJPU0GNON5EbezZKCz2SEgJ_uNyrA

"OCPS Hiawassee ES Collection Development Plan 2023-2024" History

-  Document created by Eun Kyung Lee (EunKyung.Lee@ocps.net)
2023-10-13 - 6:22:54 PM GMT- IP address: 168.184.84.28
-  Document emailed to Sharon Jenkins (sharon.jenkins@ocps.net) for signature
2023-10-13 - 6:23:50 PM GMT
-  Email viewed by Sharon Jenkins (sharon.jenkins@ocps.net)
2023-10-13 - 6:25:38 PM GMT- IP address: 168.184.84.95
-  Document e-signed by Sharon Jenkins (sharon.jenkins@ocps.net)
Signature Date: 2023-10-13 - 6:28:47 PM GMT - Time Source: server- IP address: 168.184.84.95
-  Document emailed to Eun Kyung Lee (EunKyung.Lee@ocps.net) for signature
2023-10-13 - 6:28:49 PM GMT
-  Email viewed by Eun Kyung Lee (EunKyung.Lee@ocps.net)
2023-10-13 - 6:29:35 PM GMT- IP address: 107.123.33.84
-  Document e-signed by Eun Kyung Lee (EunKyung.Lee@ocps.net)
Signature Date: 2023-10-13 - 7:22:40 PM GMT - Time Source: server- IP address: 168.184.84.28
-  Agreement completed.
2023-10-13 - 7:22:40 PM GMT